

Contents

Introduction	3
Job Role.....	4
Age.....	5
Gender.....	6
Disability and limited activities.....	7
Ethnic Origin.....	8
Religion or Belief.....	9
Sexual Orientation.....	10
Socio-economic background - University	11
Socio-economic background - Schooling	12
Caring responsibilities - Primary Carer	13
Caring responsibilities - Caring for others	14

Introduction

3 Temple Gardens Chambers (“3TG”) is committed to equal treatment and opportunities for all. Through the collection and analysis of data, Chambers seeks to ensure that its policies and action plans are not only implemented but used towards the stated goals of equality, diversity and inclusion. This report contains the results of our Chambers Diversity Survey carried out in November 2020 for barristers and in May 2021 for staff members. This is because in November 2020, a number of staff members were on furlough due to the Covid-19 global pandemic.

The BSB Code of Conduct requires all barristers’ chambers to publish anonymised diversity data at least once every three years. The survey is conducted on a voluntary basis; thus, we highlight that the data is not 100% reflective of our membership as a whole. Not all responded but a large portion did respond in order to shed reliable light on diversity at chambers.

A total of 55 responses were received (staff members and barrister members), equating to a response rate of 76.39%. We endeavour for an upward trend in responses as time passes.

At the time of this report, chambers had a total of 64 barrister members and 8 staff members. Staff members’ and barrister members’ data have been collected and reported separately.

The results set out in this Report are based on responses received from those who participated. The total numbers may differ across categories as responses to each individual question was voluntary. Accordingly, the summaries may not reflect the position that might have existed if all those eligible to participate had chosen to do so for each individual question. Data is not published where its publication might reasonably lead to the identification of individuals without their consent i.e. where there are fewer than ten individuals within each published category who identify with the same diversity characteristic (unless they all agree for it to be published). We also have not differentiated our Queen’s Counsel data from junior barrister members as there are less than 10 QCs save on the ‘Role’ chart.

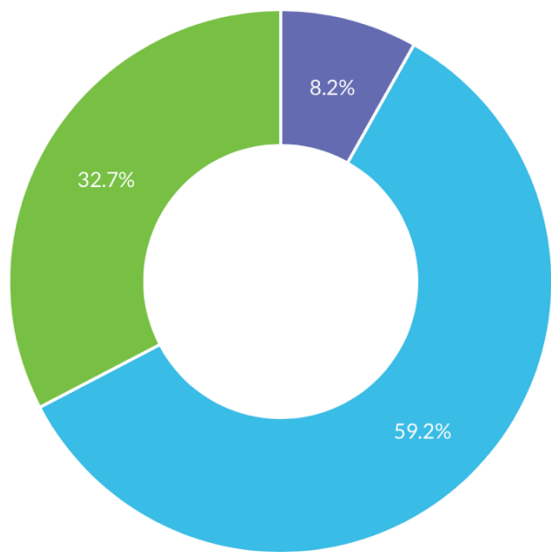
3TG endeavoured to use the language for protected characteristics as used by the Home Office and Stonewall.

Ruth Reid and Kevin Aldridge

Equality and Diversity Data Officers

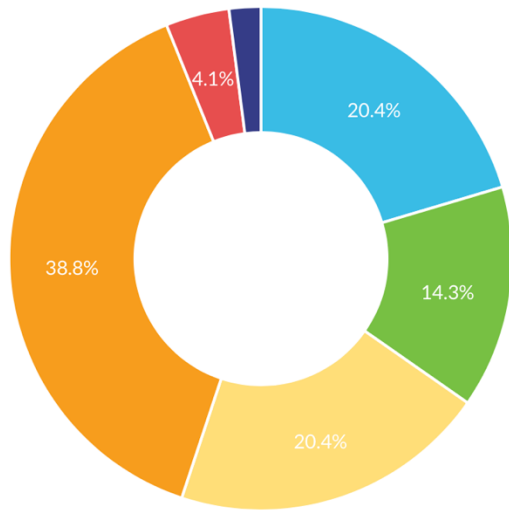
26th May 2021.

Role



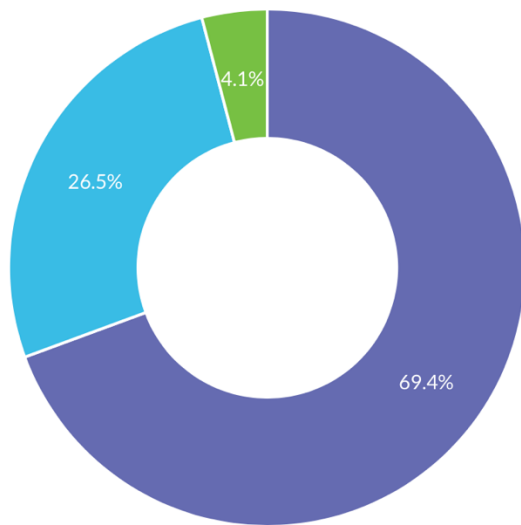
Choice	Total
Queen's Counsel	4
Junior barrister (over 15 years' Call)	29
Junior barrister (up to and including 15 years' Call)	16
Prefer not to say	0
Other	0

Age



Choice	Total
16-24	0
25-34	10
35-44	7
45-54	10
55-64	19
65+	2
Prefer not to say	1

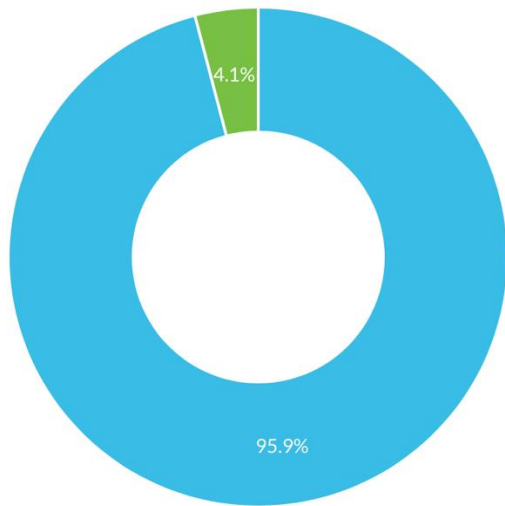
Gender



Choice	Total
Male	34
Female	13
Prefer not to say	2
Other	0

Disability

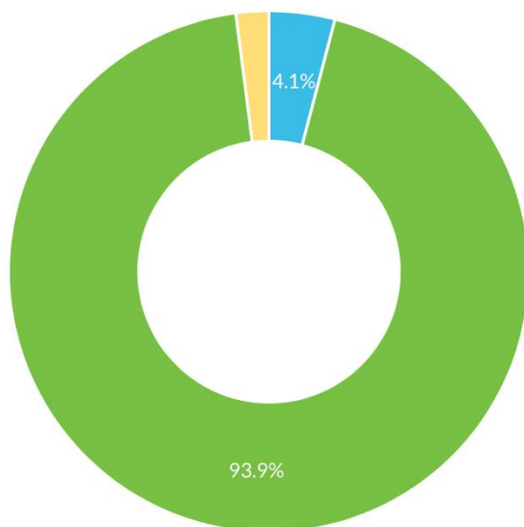
Do you consider yourself to have a disability according to the definition in the Equality Act (2010)?



Choice	Total
Yes	0
No	47
Prefer not to say	2

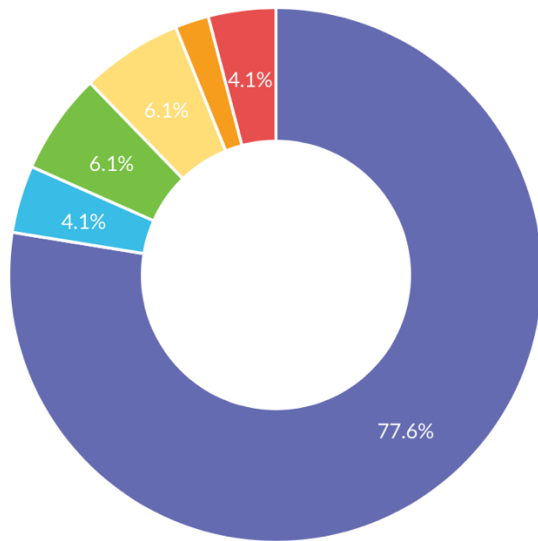
Limited Activities

Are your day-to-day activities limited because of a health problem or disability which has lasted, or is expected to last at least 12 months?



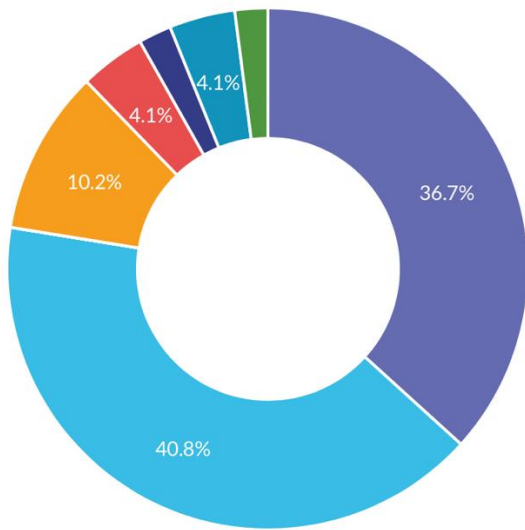
Choice	Total
Yes, limited a lot	0
Yes, limited a little	2
No	46
Prefer not to say	1

Ethnic Origin



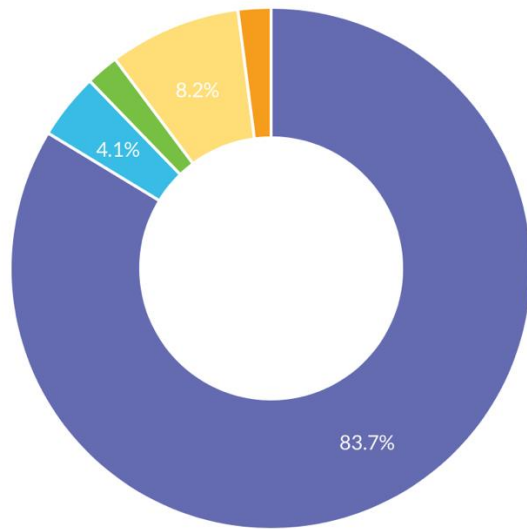
Choice	Total
White (including English/Welsh/Scottish/Northern Irish/British; Irish; Gypsy or Irish Traveller; any other White background)	38
Mixed/Multiple ethnic groups (including White and Black Caribbean; White and Black African; White and Asian; Any other Mixed/Multiple ethnic background)	2
Asian/Asian British (including Indian; Pakistani; Bangladeshi; Chinese; Any other Asian Background)	3
Black/African/Caribbean/Black British (including African; Caribbean; Any other Black/African/Caribbean background)	3
Other ethnic Group (including Arab; any other ethnic group)	1

Religion or belief



Choice	Total
None	18
Christian (including Church of England, Catholic, Protestant and all other Christian denominations)	20
Buddhist	0
Hindu	0
Jewish	5
Muslim	2
Sikh	1
Prefer not to say	2
Other	1

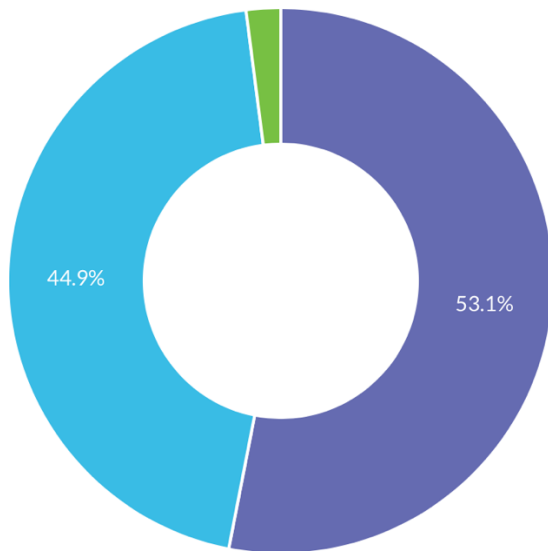
Sexual Orientation



Choice	Total
Heterosexual/Straight	41
Gay man/Gay woman/Lesbian	2
Bi	1
Prefer not to say	4
Other	1

Socio-economic background - University

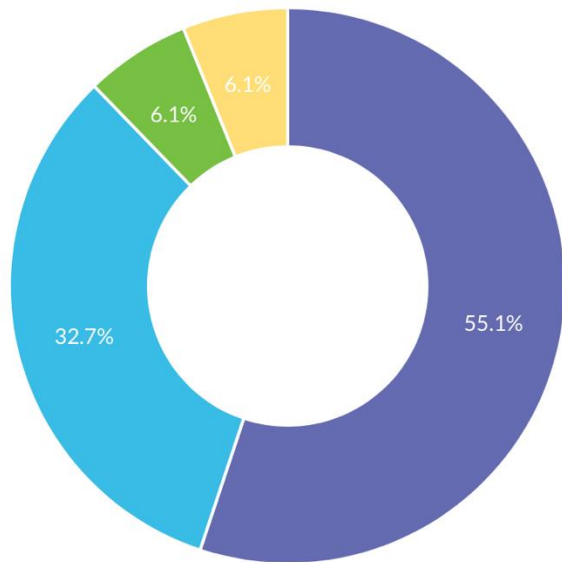
If you went to University, were you part of the first generation of your family to do so?



Choice	Total
Yes	26
No	22
Prefer not to say	1
Did not attend university/not applicable	0

Socio-economic background - Schooling

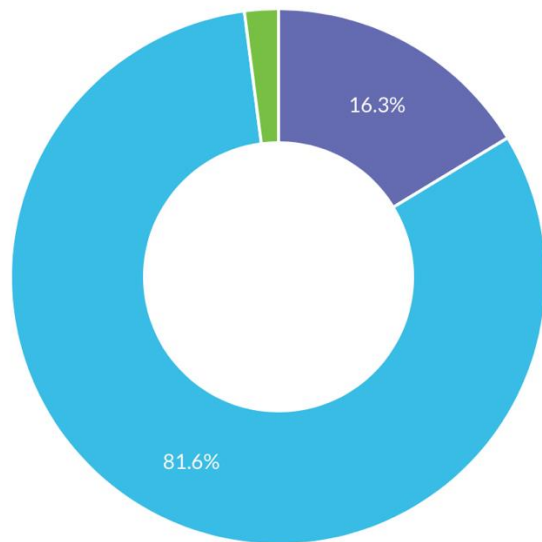
What type of school did you mainly attend between the ages of 11-18?



Choice	Total
UK state school	27
UK independent / fee-paying school	16
Attended school outside the UK	3
Prefer not to say	3

Caring responsibilities - Primary Carer

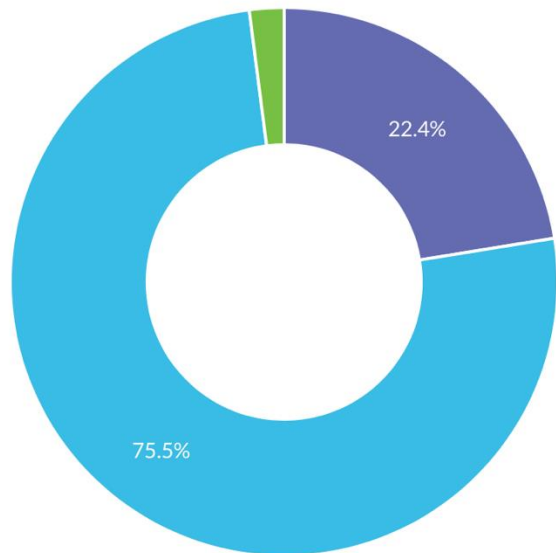
Are you a primary carer for a child or children under 18?



Choice	Total
Yes	8
No	40
Prefer not to say	1

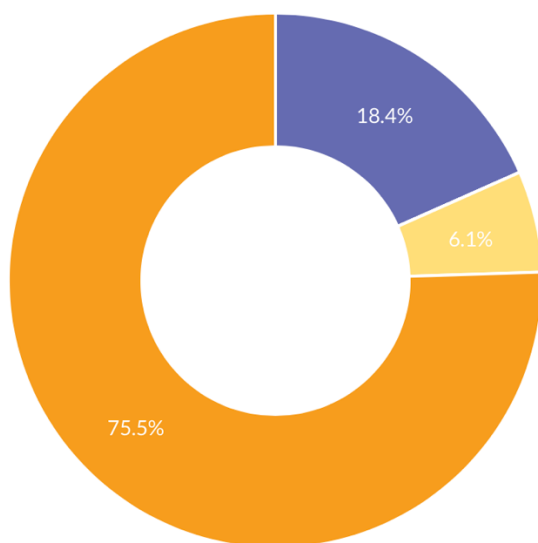
Caring responsibilities – Caring for others

Do you look after, or give any help or support to family members, friends, neighbours or others because of either: – Long-term physical or mental ill-health / disability – Problems related to old age



Choice	Total
Yes	11
No	37
Prefer not to say	1

For roughly how many hours per week?



Choice	Total
1-19 hours per week	9
20-49 hours per week	0
50 or more hours per week	0
Prefer not to say	3
Not applicable	37